
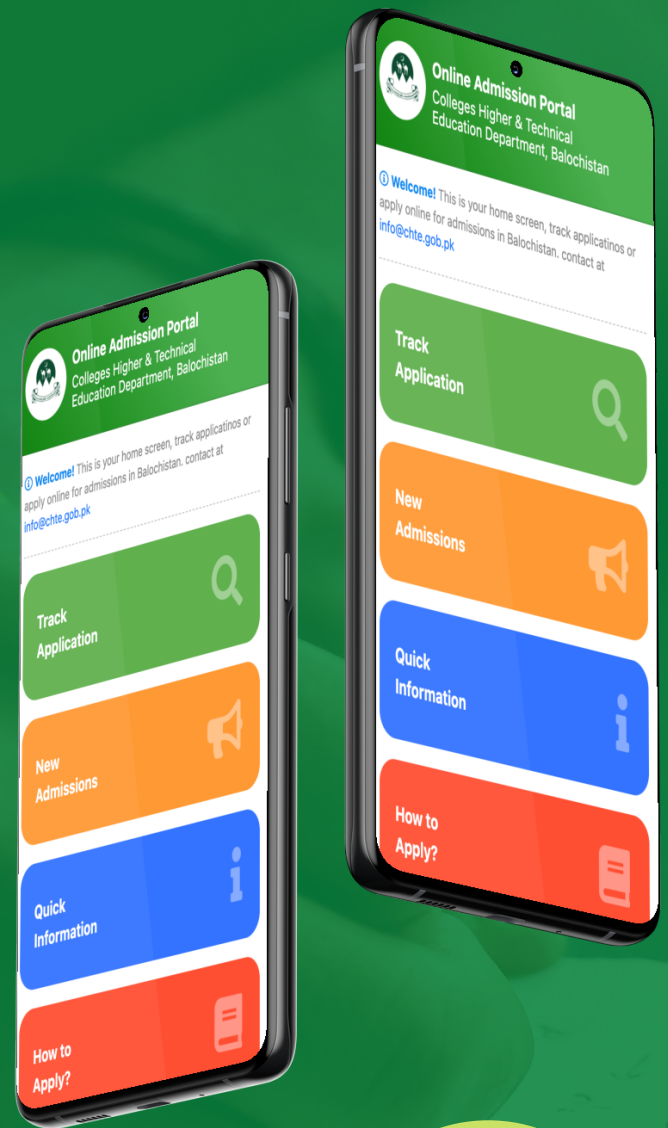


# Online Admission Portal



V.1



## How to Apply?

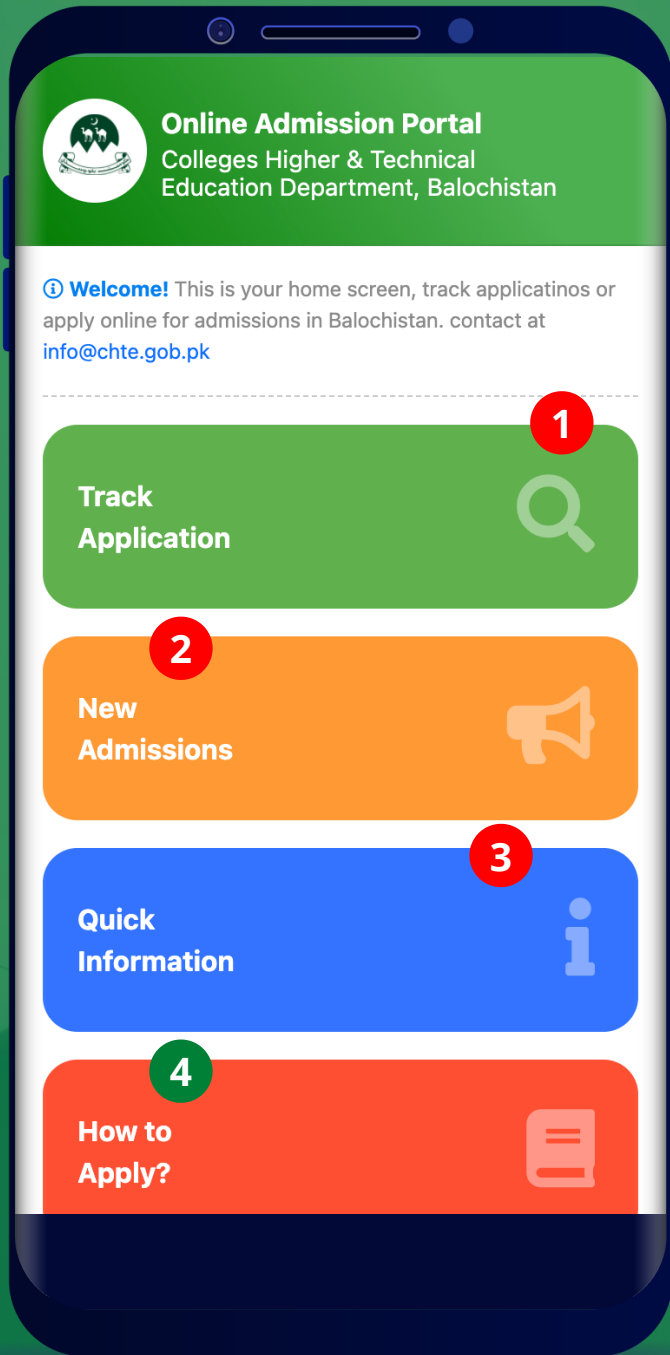
### Apply

Apply for multiple  
programs.

A step by step guide on applying for online admission.



**i** Please match the numbers on screen with numbers on right.



1

Track application by tracking id or by providing your CNIC number.

2

Check for new admissions, its information and apply.

3

General instructions, rule, terms and admission policy.

4

Help regarding admission process and flow of the application.



**i** Please match the numbers on screen with numbers on right.

The smartphone screen displays the 'Application Tracking' section. At the top, there is a user icon, the title 'Application Tracking', and a 'Back' button. Below the title is the instruction 'Track your applications.' The main form area contains two input fields: 'Application ID' (marked with a red circle 1) and 'Tracking ID' (marked with a red circle 2). A blue 'Track' button (marked with a red circle 3) is positioned below the 'Tracking ID' field.

1

Search application by tracking id or by CNIC number.


2

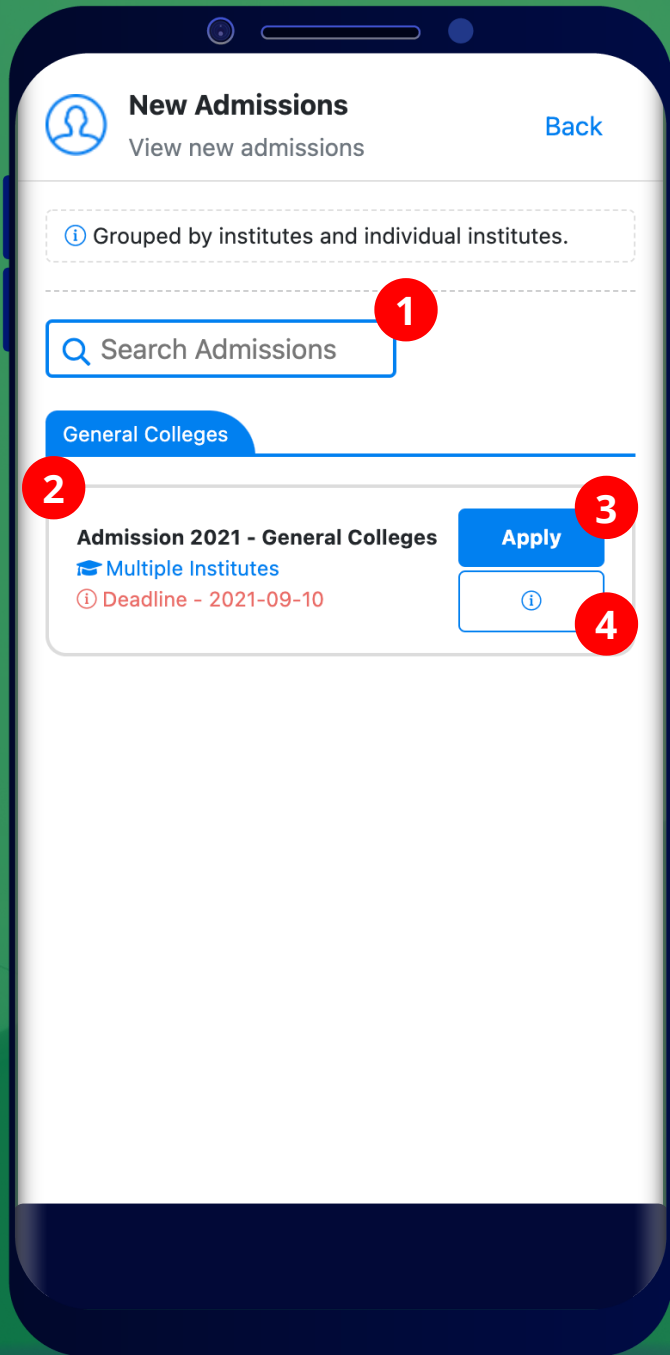
Enter application id or CNIC number based on the above selection.

3

Submit search request and the result will be shown below.



 Please match the numbers on screen with numbers on right.



1

Search for your required admission and the list will update the result.

2

Admission announced and showing the name and deadline.

3

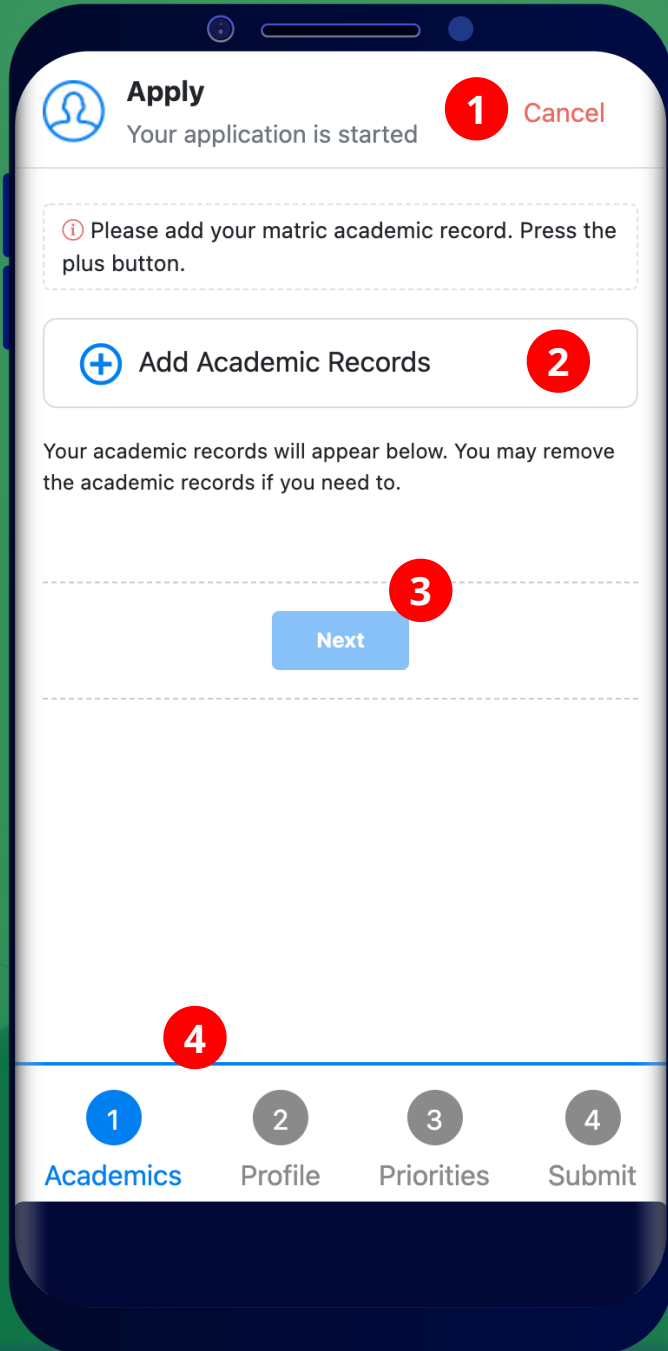
Starts application process and applicant can only apply once.

4

Information about admission, institutes and offered programs.



 Please match the numbers on screen with numbers on right.



1

Application process is started but applicant can cancel the application.

2

Add the required academic record to get ready for next step.

3

Once the academic record is added, press the "Next" button.

4

Overall application completion progress status indicator.



**i** Please match the numbers on screen with numbers on right.

**Add**  
Add your academic details Cancel Add

Academic Type \*  
Science

Province \*  
Balochistan

Session \*  
Annual

Gender \*  
Male

Year \*  
2021

Roll Number \*

1

Once the all the required fields are filled press add to process.

2

Selecting province other than Balochistan will increase number of fields required.

3

Data of applicants from Balochistan is linked to "Balochistan Board of Intermediate and Secondary Education".



**i** Please match the numbers on screen with numbers on right.

**Add**  
Add your academic details Cancel Confirm **1**

**Success!**  
**Name:** Taimoor Amir Aarzi  
**Father Name:** Amir Zafar **2**  
**Status:** Passed

**Please press the confirm button to add this data.**

If above data is incorrent please tap here to **Try Again** **3**

Academic Type \*  
Science

Province\*  
Balochistan

Session \*  
Annual

Gender \*  
Male

Year \*  
2021

**1**

If this academic record is linked to BBISE, the applicant will have to confirm if the data is correct and press the confirm button.

**2**


Please look at this data carefully and confirm that only if its yours.

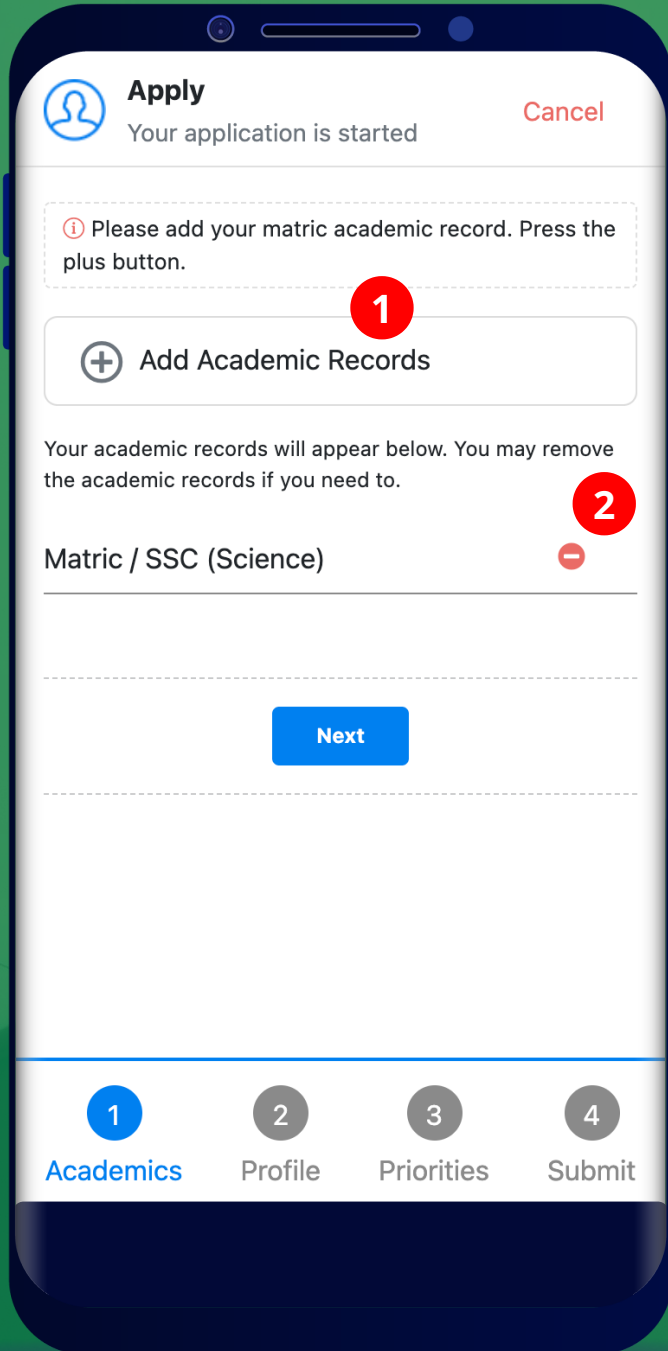
**3**

If the above data is incorrect, press here and enter your details again.







 Please match the numbers on screen with numbers on right.




**Apply**  
Your application is started Cancel

 Please add your matric academic record. Press the plus button.

**1**  Add Academic Records

Your academic records will appear below. You may remove the academic records if you need to.

**2** Matric / SSC (Science) 

Next

**1** Academics   **2** Profile   **3** Priorities   **4** Submit

**1**


Enabled only if required to enter more academic record.

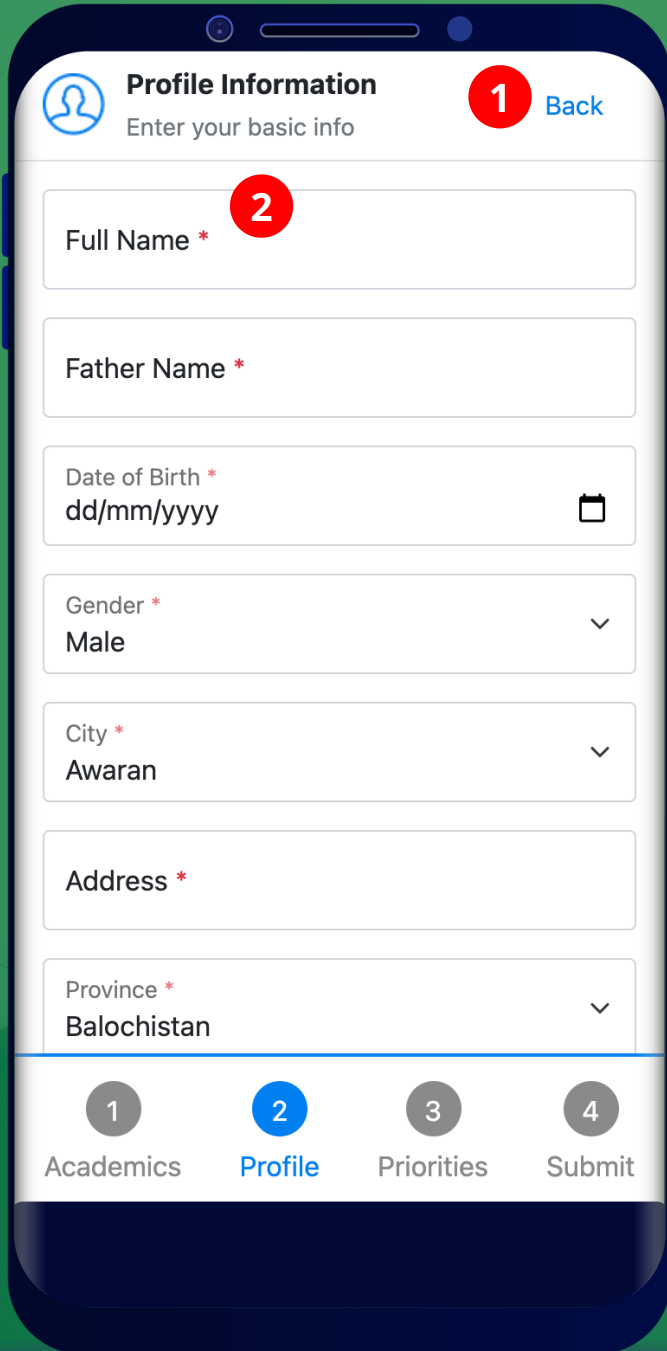
**2**

The academic record added is added and applicant can move next.





 Please match the numbers on screen with numbers on right.



The smartphone screen displays the 'Profile Information' form. At the top, there is a 'Back' button labeled with a red circle containing the number 1. The form fields are: 'Full Name \*' (labeled with a red circle containing the number 2), 'Father Name \*', 'Date of Birth \*' with a calendar icon, 'Gender \*' with a dropdown arrow and 'Male' selected, 'City \*' with a dropdown arrow and 'Awaran' selected, 'Address \*', and 'Province \*' with a dropdown arrow and 'Balochistan' selected. At the bottom, there is a navigation bar with four buttons: 'Academics' (labeled with a grey circle containing the number 1), 'Profile' (labeled with a blue circle containing the number 2), 'Priorities' (labeled with a grey circle containing the number 3), and 'Submit' (labeled with a grey circle containing the number 4).


1

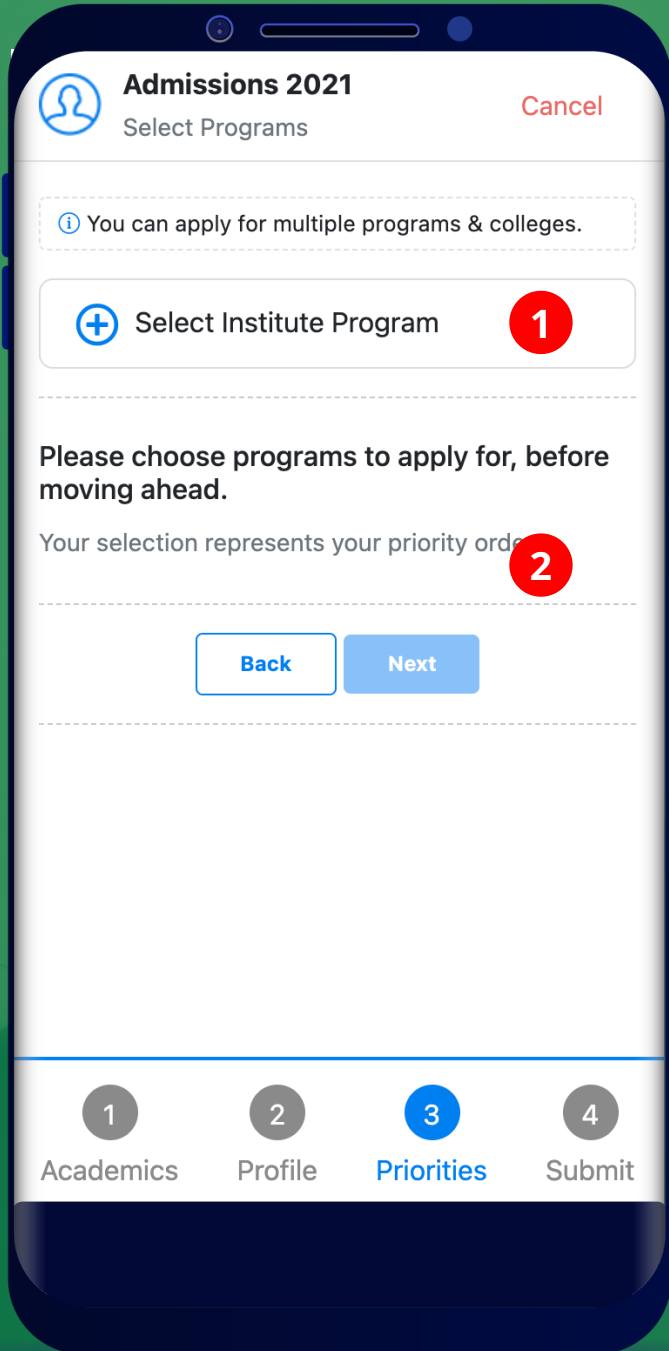
You can go back and edit your application before submitting.

2

Fill all the fields required and press next to get to the priorities.





 Please match the numbers on screen with numbers on right.



**Admissions 2021** Cancel

Select Programs

 You can apply for multiple programs & colleges.

 Select Institute Program **1**

Please choose programs to apply for, before moving ahead.

Your selection represents your priority order **2**

Back Next


**1** Academics **2** Profile **3** Priorities **4** Submit

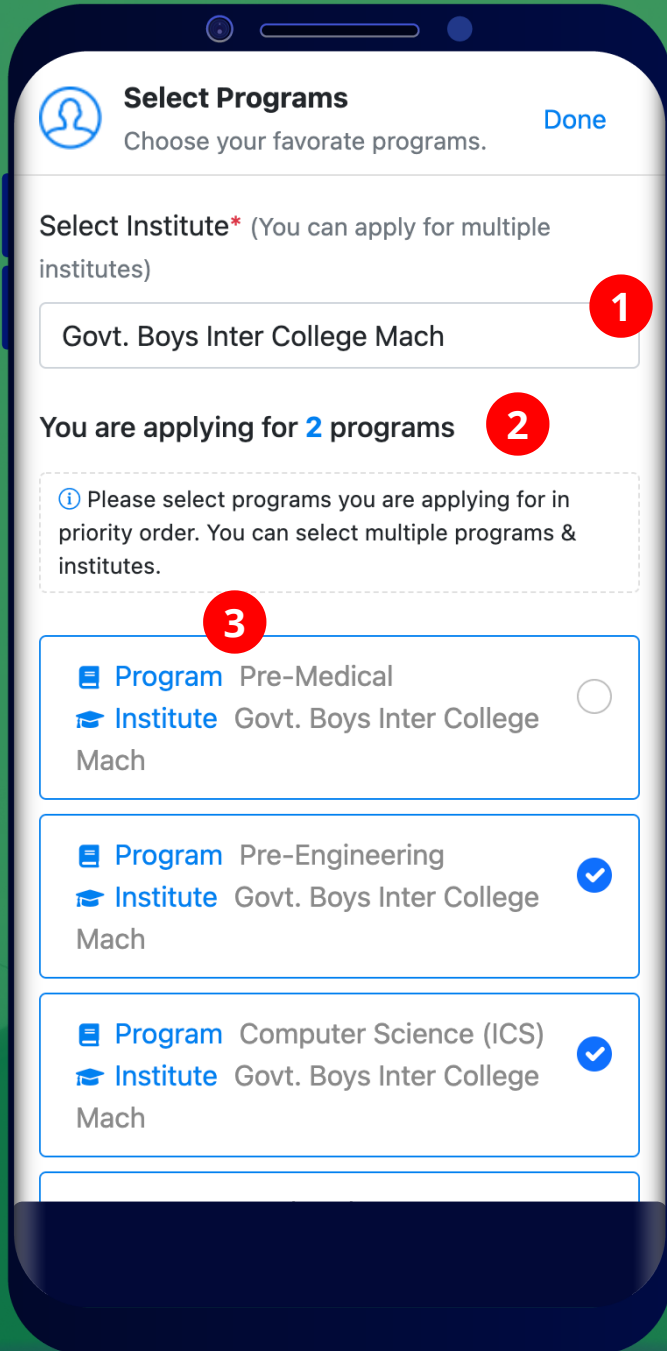
**1**

Select institutes and programs the applicant is applying for.

**2**

Selected programs will appear below. Applicant can select multiple program.

 Please match the numbers on screen with numbers on right.




**Select Programs** Done

Choose your favorite programs.







Select Institute\* (You can apply for multiple institutes)

Govt. Boys Inter College Mach **1**

You are applying for **2** programs **2**

 Please select programs you are applying for in priority order. You can select multiple programs & institutes.

**3**

 Program	Pre-Medical	<input type="radio"/>
 Institute	Govt. Boys Inter College Mach	
 Program	Pre-Engineering	<input checked="" type="checkbox"/>
 Institute	Govt. Boys Inter College Mach	
 Program	Computer Science (ICS)	<input checked="" type="checkbox"/>
 Institute	Govt. Boys Inter College Mach	

**1**

Select an institute to filter programs offered. You can select multiple times.

**2**


Programs you have selected in priority order will indicate here.

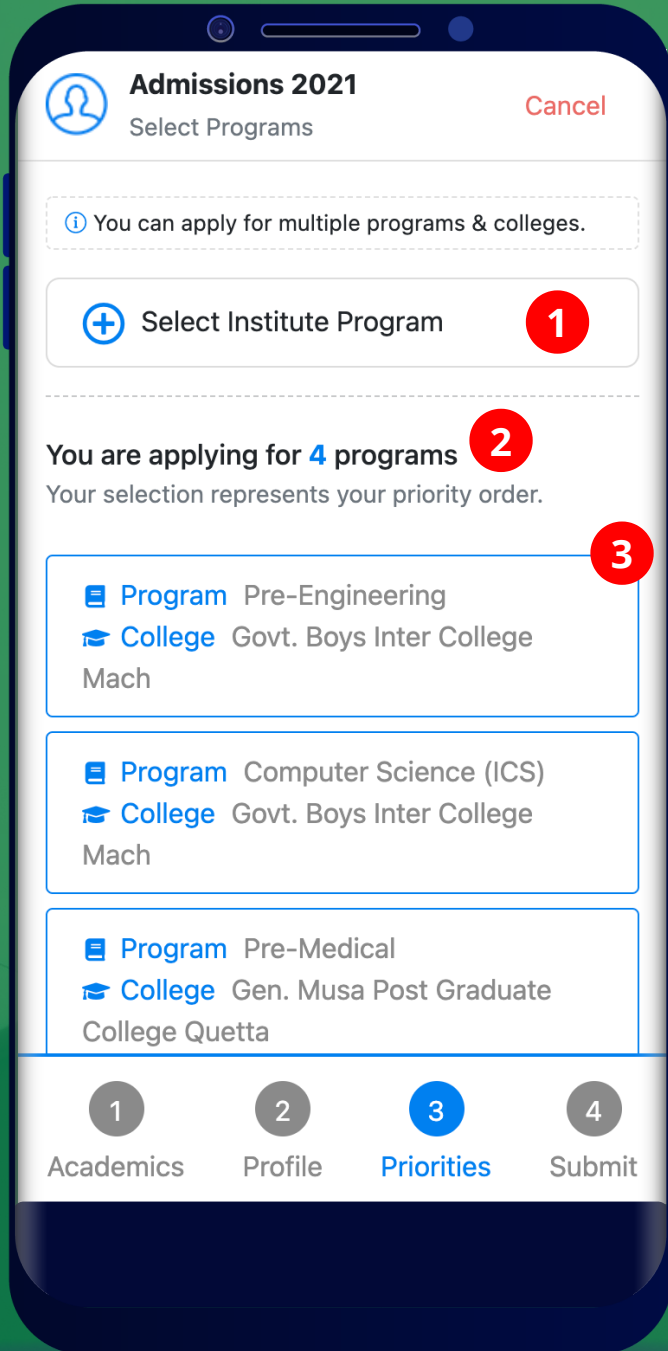
**3**

List of programs offered by selected institute. You can select multiple programs and institutes. Use the institute setting above to filter programs offered by that institute. Your selection is preserved during institute selection.

This is one application for all institutes and its programs. If you are applying for more than one institutes, multiple institutes and programs can only be selected in this screen.





 Please match the numbers on screen with numbers on right.



**Admissions 2021** Cancel



Select Programs



 You can apply for multiple programs & colleges.



 Select Institute Program **1**

You are applying for **4** programs **2**  
Your selection represents your priority order.

**3**

 **Program** Pre-Engineering  
 **College** Govt. Boys Inter College Mach

 **Program** Computer Science (ICS)  
 **College** Govt. Boys Inter College Mach

 **Program** Pre-Medical  
 **College** Gen. Musa Post Graduate College Quetta

**1** **2** **3** **4**

Academics Profile **Priorities** Submit

**1**


Applicant can select programs again if they have change of mind.

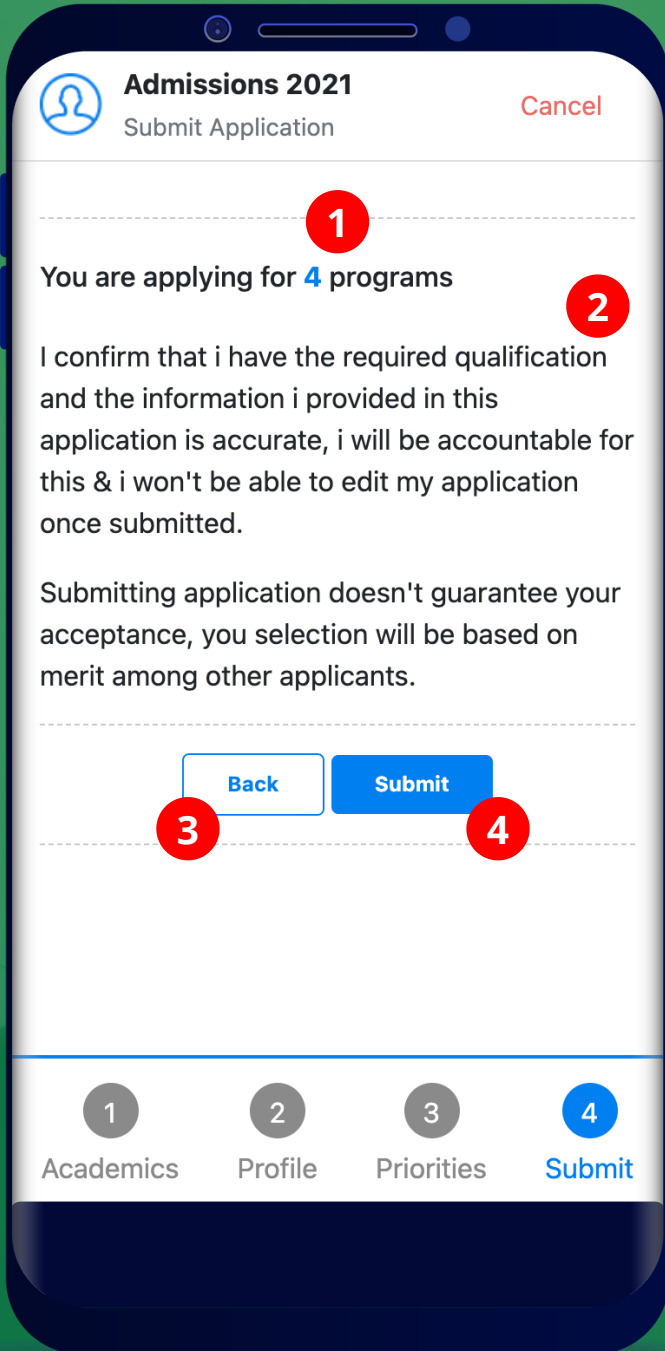
**2**

Please confirm your program selection and look at the selections.

**3**

List of programs you have selected and are applying for are listed here. Please have a careful recheck and press the next button.

 Please match the numbers on screen with numbers on right.



**Admissions 2021** Cancel

Submit Application

**1**

You are applying for **4** programs **2**

I confirm that i have the required qualification and the information i provided in this application is accurate, i will be accountable for this & i won't be able to edit my application once submitted.

Submitting application doesn't guarantee your acceptance, you selection will be based on merit among other applicants.

**3** **4**

Back Submit

**1** **2** **3** **4**

Academics Profile Priorities **Submit**

**1**

Programs applicant has selected for apply. Please have careful recheck.

**2**

Please read the terms and conditions and acknowledge it.

**3**

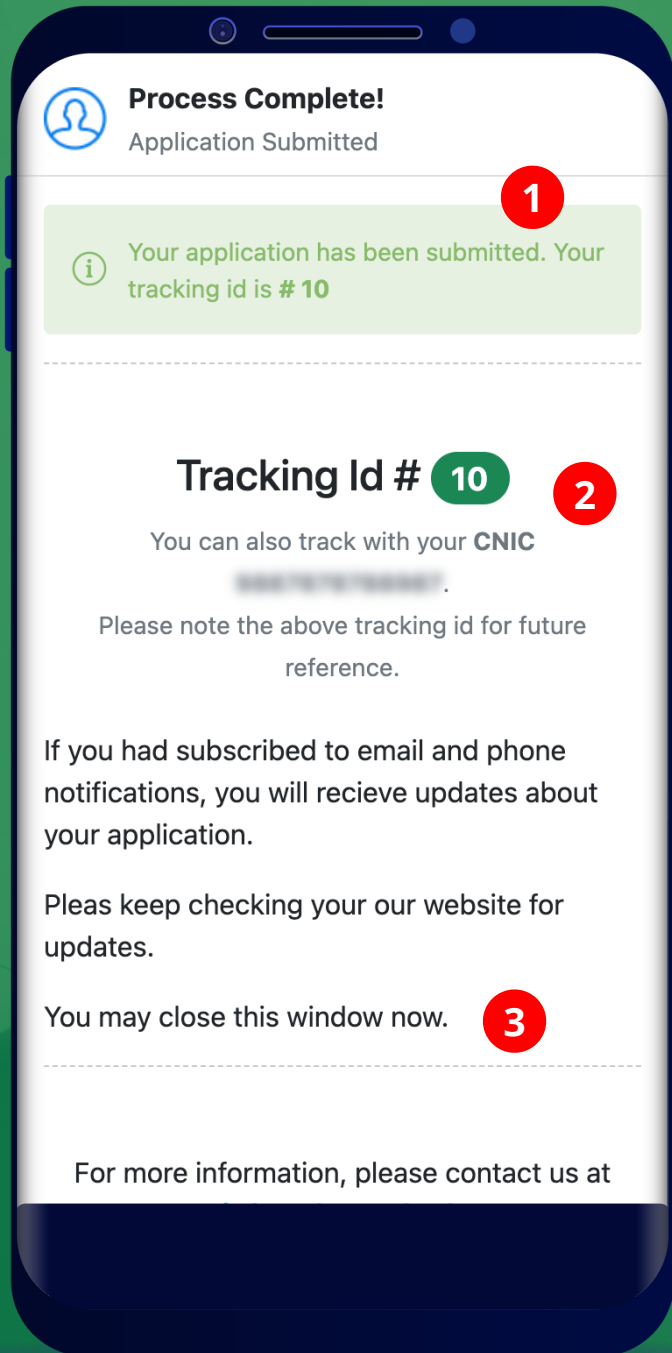
Applicant can go back and change options available for applicant.

**4**

Pressing submit button the applicant submits the application & accepts all terms and conditions.



**i** Please match the numbers on screen with numbers on right.



1

Application submitted successfully & a tracking id is generated for reference.

2

Application can track their application using tracking id or CNIC number.

3

Application process completed and you may close this window now.